

# Williamson

# FreeStyle®

Heat Only & Combi Models  
80k, 120k & 155k Btuh Inputs  
Natural or Propane Gas  
Series 2



Combi Boiler

## 95% AFUE Wall Mount Gas-Fired Condensing Boiler

- ❑ **Modulating Combustion**
  - 10 to 1 Turndown Ratio
- ❑ **Single Tube Large Diameter Stainless Steel Heat Exchanger**
- ❑ **ASME Heat Exchanger**
- ❑ **Digital Display Honeywell Control**
- ❑ **3-in-1 Vent Adapter**
- ❑ **24 VAC Thermostat Relay**
- ❑ **2" or 3" Venting Options**
- ❑ **Quiet Operation**
- ❑ **Low NOx**
- ❑ **Removable Side Panels**
- ❑ **Heat Only Models**
  - Outdoor Reset
- ❑ **Combi Models**
  - Flat Plate Heat Exchanger
  - Domestic Priority
  - 3-Speed Circulator



# Williamson®


# RATINGS

Model (1)	Input MBH		AHRI Certified Ratings			Vent Outlet Diameter Inches (4)	Vent Material	Boiler Water Content (Gallons)	Approx. Shipping Weight (Lbs)
	Max	Min	DOE Heating Capacity MBH (2)	Net Water Rating MBH (3)	Seasonal Efficiency AFUE %				
<b>FS-80 Heat only</b>	80	8	75	65	95	3	PVC, CPVC, PP, SS	1.03	64
<b>FS-120 Heat only</b>	120	12	112	97	95	3	PVC, CPVC, PP, SS	1.23	67
<b>FS-155 Heat Only</b>	155	15.5	144	125	95	3	PVC, CPVC, PP, SS	1.23	67
<b>FS-80 Combi</b>	80	8	75	65	95	3	PVC, CPVC, PP, SS	1.11	77
<b>FS-120 Combi</b>	120	12	112	97	95	3	PVC, CPVC, PP, SS	1.31	80
<b>FS-155 Combi</b>	155	15.5	144	125	95	3	PVC, CPVC, PP, SS	1.33	87

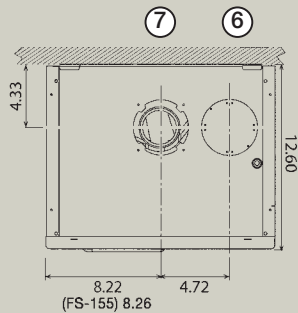
**Notes:**

(1) Natural gas field convertible to LP with optional kit. (2) Based on standard test procedures prescribed by the United States Department of Energy. MBH refers to thousands of Btu per hour. (3) Net AHRI ratings are based on net installed radiation of sufficient quantity for the requirement of the building and noting needs to be added for normal piping and pick-up. Ratings are based on piping and pick-up allowance of 1.15. An additional allowance should be made for unusual piping and pick-up loads. (4) FreeStyle boilers must be vented directly to the outdoors. (5) Reference boiler manual for detailed venting guidelines. M&G 3-in-1 adapter for PVC, CPVC, Duravent PP, and FasNSeal SS. Additional adapter may be required when using other PP and SS brands.

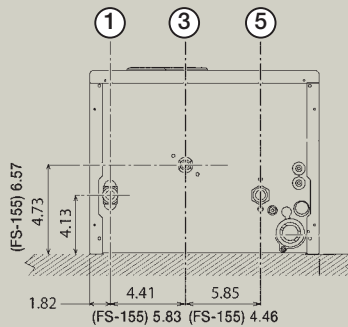
## DIMENSIONS / CONNECTIONS



Front



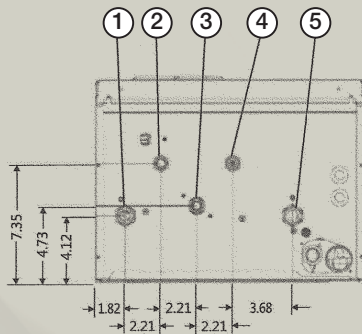
Top



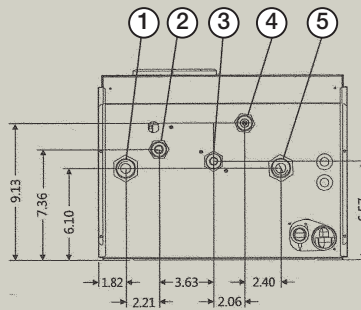
Heating Only Bottom



Heat Exchanger



FS-80, FS-120 Combi Bottom



FS-155 Combi Bottom

Connections (NPT / Inches)	Model/Size	
	80/120	155
① Heating system supply tapping	3/4"	1"
② Domestic hot water outlet	1/2"	3/4"
③ Gas connection	1/2"	3/4"
④ Domestic cold water supply	1/2"	3/4"
⑤ Heating system return tapping	3/4"	1"
⑥ Combustion Air connection	2" or 3"	3"
⑦ Flue outlet connection	2" or 3"	3"

Domestic Hot Water Flow Rates (Based on 70° temperature rise)	
FS-80 Combi	2.0 GPM
FS-120 Combi	3.2 GPM
FS-155 Combi	4.0 GPM

(All dimensions in inches)

## EQUIPMENT

- Factory tested
  - Stainless Steel heat exchanger
  - Mounting bracket and hardware
  - Spark ignition
  - Outdoor sensor (Heat model only)
  - Honeywell control
  - T & P gage
  - 3-prong power cord
  - Condensate drain
  - Relief valve
  - 3-in-1 Vent adapter
  - Low NOx SCAQMD compliant
- Combi Models**
- Flat plate heat exchanger
  - 3-speed circulator
- Optional Equipment**
- Propane conversion kit
  - Concentric vent kit
  - Condensate Neutralizer
  - Sentinel x100 inhibitor



In the interest of continual improvement in product and performance, Williamson reserves the right to change specifications without notice.

## WARRANTY

- 10 Year residential use heat exchanger limited warranty
- 5 Year commercial use heat exchanger limited warranty
- 2 Year limited parts warranty



**Williamson®**

N93 W14635 Whittaker Way, Menomonee Falls, WI 53051

[www.williamson-thermoflo.com](http://www.williamson-thermoflo.com)

Form No. W-300 (12/23)