



OWB

Oil-fired Water Boilers

- Factory tested
- Easy service
 - Swing-away burner door
 - Low draft loss
 - Top access cleanout cover
 - Plug-in wiring harness
- High efficiency oil burner
 - Flame retention head design
 - Solenoid valve
 - PSC motor
 - Solid state ignitor
- Rear flue outlet
- Cast iron sections with built-in air separator
- Insulated heavy-gauge steel jacket
- Limited lifetime warranty

- Factory-packaged
- 0.75 to 2.00 GPH Input



RATINGS



Boiler model number	I=B=R burner capacity	DOE heating capacity	Net I=B=R ratings	DOE seasonal efficiency	Flue connection size	Minimum I=B=R chimney size (x 15' high)		Boiler water content	Draft loss through boiler	Circulator flange size (Recommended supply & return pipe size, NPT)
	GPH ①	MBH ②	MBH ③	% AFUE	(Round)	Rectangular	Round	Gallons	Inches W.C.	
OWB-3-075	0.75	90	78	84.3	7"	8" x 8"	6"	11.0	.000	1 1/4"
OWB-3-100	1.00	116	101	82.2	7"	8" x 8"	6"	11.0	.000	
OWB-4-110	1.10	129	112	82.5	7"	8" x 8"	6"	13.4	.010	
OWB-4-125	1.25	145	126	81.7	7"	8" x 8"	6"	13.4	.010	
OWB-5-135	1.35	159	138	82.8	7"	8" x 8"	7"	15.9	.010	1 1/2"
OWB-5-150	1.50	174	151	81.3	7"	8" x 8"	7"	15.9	.010	
OWB-5-165	1.65	191	166	81.2	7"	8" x 8"	7"	15.9	.010	
OWB-6-175	1.75	203	177	80.8	7"	8" x 8"	7"	18.4	.000	
OWB-6-200	2.00	231	201	80.7	7"	8" x 8"	7"	18.4	.005	

① Based on 140,000 Btu/h per gallon, #2 fuel oil.

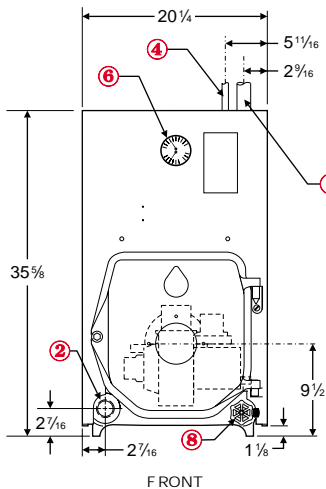
② Based on standard test procedures prescribed by the United States Department of Energy, with combustion conditions of 13% CO₂ and -0.02" W.C. draft.

③ Net I=B=R ratings are based on net installed radiation of sufficient quantity for the requirements of the building and nothing need be added for normal piping and pickup. Ratings are based on a piping and pickup allowance of 1.15. Additional allowance should be made for unusual piping and pickup loads.

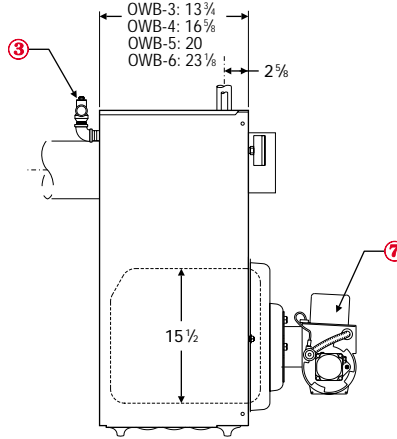
DOE

DIMENSIONS

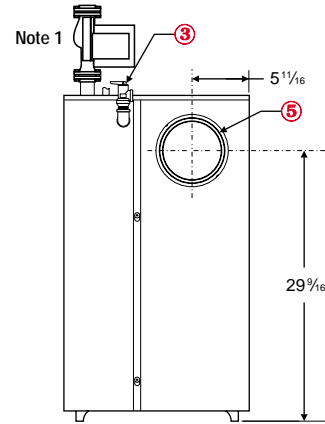
ALL DIMENSIONS IN INCHES



FRONT



LEFT SIDE



REAR


- ① Supply piping (Note 1)
- ② Return piping (Note 1)
- ③ Relief valve, 3/4" NPT
- ④ 1/2" NPT to expansion tank/air vent

- ⑤ Vent connection — 7" diameter
- ⑥ Pressure/temperature gauge
- ⑦ Oil burner (shipped in separate carton)
- ⑧ Drain valve

Note 1: Boiler supply and return tappings are 1 1/2" NPT. Circulator flanges shipped with boiler are sized to recommended pipe size listed in RATINGS table, above.

Boiler circulator is shipped loose. Circulator may be mounted on either boiler supply or return piping.

ORDER CODE



EQUIPMENT

- Factory-tested
- Factory-assembled cast iron section assembly, including aluminized steel flue collector, swing-away burner mounting door, with refractory blanket and recessed target wall in combustion chamber
- Taco 007 circulator
- High efficiency flame-retention oil burner (Beckett AFG, Weil-McLain QB, or Carlin EZ)

- High limit control with circulator relay
- Built-in air separator
- Combination pressure/temperature gauge
- 30 PSIG ASME relief valve
- Drain valve
- Barometric damper

OPTIONAL

- Two-stage oil burner fuel unit

WARRANTY

- Limited lifetime warranty on heat exchanger
- 3-year limited warranty on parts
- Optional 5- or 10-year parts and labor warranty



Thermoflo

A United Dominion Company

8155 N. 76th St. • Milwaukee, WI 53223

Form T-505(05/00)